



SOUTHSIDE FC #1, PA

KME Ridgerunner



SPECIFICATIONS

GSO 10330

CHASSIS

- Navistar 7400 4x4 Crew Cab, Seating for 5

DRIVETRAIN

- Navistar N9 330 hp Engine
- Allison 3000 EVS Transmission

PUMP & TANK

- 600 Gallon Poly Water Tank with 30 Gallon Type A Foam Cell
- Waterous CX-125-1250 gpm Single Stage Pump
- Pump & Roll
- Akron Front Bumper Turret
- Front Bumper Ground Sweep Discharge
- Waterous One Step CAFS System
- Waterous Advantus 3 Foam System

BODY

- Hosereel Compartment Under Rear Cab Door (OS)

- Winch Receiver Point – Each Side of Body
- Aluminum Treadplate Hosebed Cover

ELECTRICAL

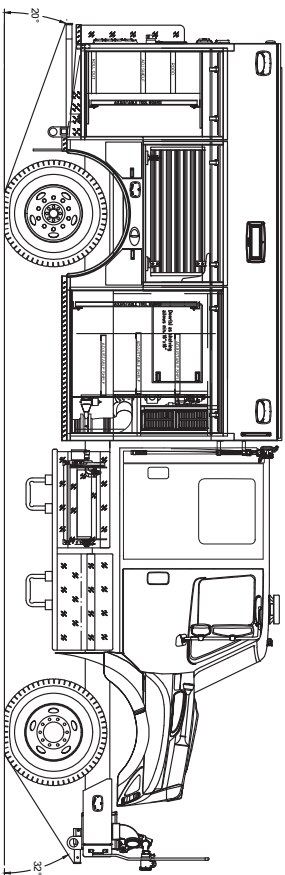
- Diamond Logic Multiplexed Electrical System
- Federal Signal Rear Camera System
- Two (2) Fire Research Spectra Lights
- Amdor Ground Lights
- HiViz LED FireTech LED Brow Light
- Two (2) Whelen Telescoping LED Spot Lights (Front of Body)
- Recessed 150W Pioneer LED Floodlight (DS)
- Whelen Light Package
- Whelen Traffic Advisor Warning Light
- Firecom Digital Intercom System

DIMENSIONS

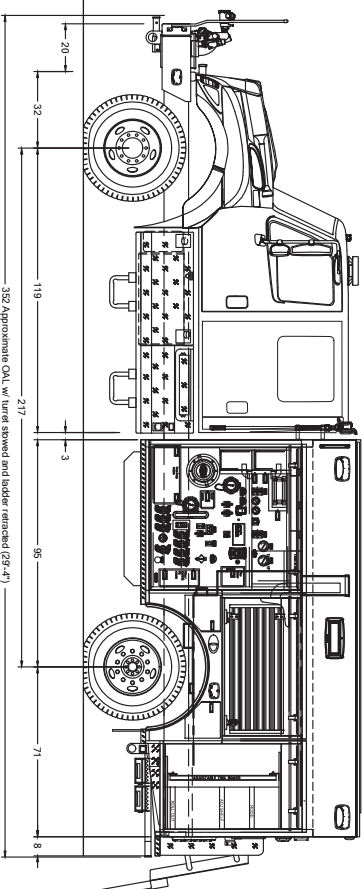
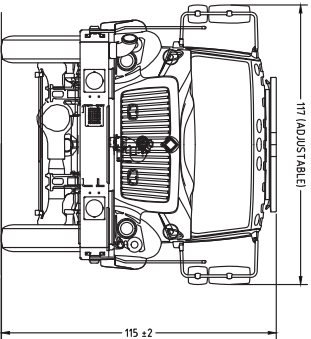
- Overall Height: 116"
- Overall Length: 29'-4"
- Wheelbase: 217"



KME World Headquarters
One Industrial Complex | Nesquehoning, PA 18240
www.kmefire.com • kme@kmefire.com



- [illegible]



THIS DRAWING IS A GENERAL CONFIGURATION AND MAY NOT NECESSARILY REFLECT ALL CONTRACTUAL REQUIREMENTS. CONTRACT SPECIFICATIONS SHALL PREVAIL OVER DRAWING.

NAME:

TITLE:

DATE:

B	9/22/2016	REVISED PER BODY RELEASE	MJR	
A	2/8/2016	REVISED PER PRE-CON	MJR	
SYM	DATE	REVISION DESCRIPTION	APP'D	

SALES ENGINEER : MATT HIGGINS

DIMENSIONS ARE APPROXIMATE & MAY VARY DUE TO BUILD ADJUSTMENTS			
SCALE	DWG SIZE	DRAWN BY	DATE
1"=8'-0"	D	APPROVED BY DMR	12/25/2016
KME RIDGERUNNER			
SOUTHSIDE F.C., RIVERSIDE, PA			
GSO#10330			



KME
REX GROUP

KOVATCH MOBILE EQUIPMENT
ONE INDUSTRIAL COMPLEX - MORGANTHAU, PA 15060